



Derivative Insights

28.04.2026



GEOJIT

PEOPLE YOU PROSPER WITH

Option OI Spectrum - Indices

Upcoming Expiry

MONTHLY	NIFTY		BANK NIFTY		SENSEX	
	Calls	Puts	Calls	Puts	Calls	Puts
H'st OI Chg	24100	24000	56800	55200	77300	77100
H'st OI	25000	24000	59000	54000	81000	77000
H'st Vol	24100	24000	56500	56000	77500	77000

WEEKLY	NIFTY		SENSEX	
	Calls	Puts	Calls	Puts
H'st OI Chg	25200	23000	80000	77000
H'st OI	25000	23000	80000	77000
H'st Vol	24000	24000	80000	77000

BANK NIFTY Monthly	28.04.2026
NIFTY Monthly	28.04.2026
SENSEX Monthly	30.04.2026
NIFTY Weekly	05.05.2026
SENSEX Weekly	07.05.2026

Stock Futures in Focus

Future*	Pr Close	Pr % Chg	OI % Chg	Comments
JSWENERGY	572.70	4.77	-69.78	Short Covering
PAYTM	1131.65	-1.75	-47.41	Long Unwinding

Comments:

Nifty weekly contract has the highest open interest at 25000 CE and 23000 PE while monthly contracts have the highest open interest at 25000 CE and 24000 PE. The highest OI addition was seen at 25200 CE and 23000 PE in weekly and at 24100 CE and 24000 PE in monthly contracts. Fills increased their future index long holdings by 2.56%, increased future index shorts by 1.32% and in index options, 5.76% decrease in Call longs, 4.25% increase in Call short, 6.79% decrease in Put longs and 18.11% increase in Put shorts.

Index F&O

	NIFTY		BANK NIFTY		SENSEX	
	Last	Chg	Last	Chg	Last	Chg
Near Future	24127	192	56390	218	77448	583
Discount	34	-3	126	43	144	-56
Straddle*	187	-168	516	-420	1114	-442

FII Activity in Index F&O

	Fut longs	Fut shorts	CE Longs	CE Shorts	PE Longs	PE Shorts
OI % Change	2.56	1.32	-5.76	4.25	-6.79	18.11
Open Interest	65665	271646	620796	944737	825375	616983

* Upcoming Expiry

Stock Options

Upmoves Nearing Resistance

Ticker Symbol	CMP	Call strike
DIVISLAB	6477	6500
HDFCLIFE	597.3	600
UNITDSPR	1391.6	1400
INOXWIND	104.09	105
ADANIPOWER	218.05	220

These stocks have shown uptrend, but await break of key resistance as indicated by the strike with the highest CE OI.

Consolidation Underway

Ticker Symbol	CMP	CE Strike	PE Strike	% Range
HINDPETRO	380.9	400	300	26.25
YESBANK	19.94	23	18	25.08
BOSCHLTD	37225	43000	34000	24.18
TATACONSUM	1160.5	1200	930	23.27
MAZDOCK	2684	2800	2200	22.35

These stocks are undergoing consolidation, unable to break beyond previous congestion points, as indicated by the CE and PE strikes with the highest OI. Given the distance between the key CE and PE strikes, upmoves/downmoves may take time to gain momentum.

Upside Breakout Underway

Ticker Symbol	CMP	Call strike
SUZLON	56.93	46
BANDHANBNK	181.87	150
HINDALCO	1061.8	900
VOLTAS	1515	1300
GAIL	165.74	144

These stocks have shown uptrend, and have just broken above resistance as indicated by the strike with the highest CE OI.

Downmoves Nearing Support

Ticker Symbol	CMP	Put strike
LUPIN	2324.5	2320
DELHIVERY	462.7	460
GODFRYPHLP	2114	2100
BAJAJFINSV	1772.2	1760
GMRAIRPORT	95.74	95

Downtrend may have started for these stocks, but await break of support as indicated by the strike with the highest PE OI.

Narrow Range

Ticker Symbol	CMP	CE Strike	PE Strike	% Range
GAIL	165.74	144	145	0.60
HINDUNILVR	2328.3	2260	2240	0.86
ALKEM	5344	5700	5650	0.94
NTPC	410.2	395	400	1.22
CONCOR	514.2	530	520	1.94

These stocks are undergoing consolidation, in a narrow trading range as indicated by the strikes with the highest CE and PE OI. Potential candidates for buying straddles/strangles in anticipation of breakout.

Downside Breakout Underway

Ticker Symbol	CMP	Put strike
AMBUJACEM	460.5	540
HCLTECH	1228.2	1400
PERSISTENT	4818.1	5400
FORCEMOT	20045	22000
INFY	1170.3	1280

These stocks have shown downtrend, and have just broken below support as indicated by the strike with the highest PE OI, pointing to more downsides.

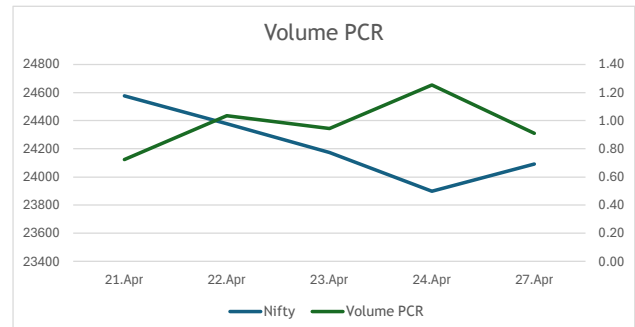
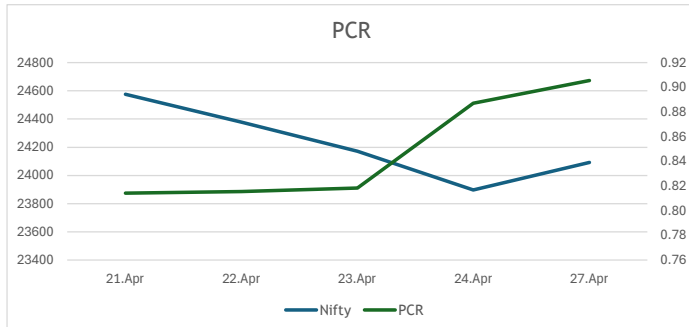
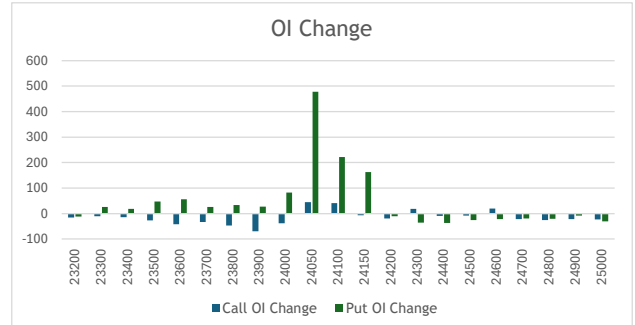
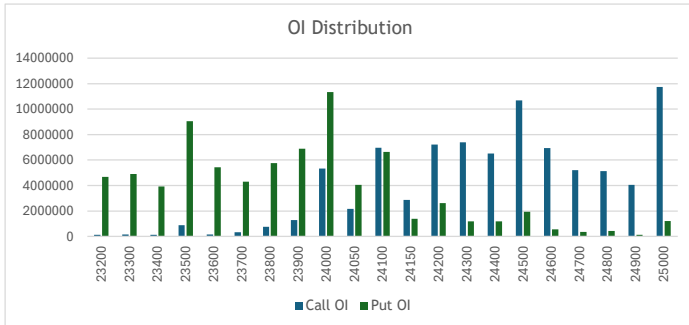
Stock Futures

Long buildup			Short covering			Short buildup			Long unwinding		
Scripcode	Prc%	OI%	Scripcode	Prc%	OI%	Scripcode	Prc%	OI%	Scripcode	Prc%	OI%
			SUNPHARMA	7.51	-52.56				SHRIRAMFIN	-3.88	-61.08
			HINDZINC	6.36	-65.63				AXISBANK	-3.40	-57.40
			INDUSINDBK	6.24	-66.14				RBLBANK	-2.41	-42.96
			BLUESTARCO	5.58	-58.06				POLICYBZR	-2.12	-56.76
			VBL	5.49	-71.03				AUBANK	-2.10	-62.14
			SUZLON	5.21	-53.62				BEL	-2.02	-40.86
			OFSS	4.83	-36.55				ASTRAL	-1.95	-54.71
			JSWENERGY	4.77	-69.78				FORCEMOT	-1.80	-60.41
			AMBER	4.62	-54.77				PAYTM	-1.75	-47.41

NIFTY Expiry Insights

CALL						PUT									
OI Advance			OI Decline			Most Active		OI Advance			OI Decline			Most Active	
Strike	OI	OI Chg	Strike	OI	OI Chg	Strike	Volume	Strike	OI	OI Chg	Strike	OI	OI Chg	Strike	Volume
25350	3362255	2077465	26000	5945290	-5048290	24100	7778461	24000	11346075	5114005	22000	5149300	-1929005	24000	8530811
24100	6976450	2029040	25500	5987800	-4802200	24200	5396897	24100	6639685	4579185	22800	2014155	-1919905	24100	5947528
24300	7397520	1185795	25000	11752065	-3615495	24000	5338827	24050	4052750	3350815	22500	4437290	-1593280	24050	4721021
24600	6958770	1137760	24000	5327270	-3233555	24050	4321136	23500	9055995	2927795	21500	2091830	-1288885	23900	4247621
24850	2463695	774930	23900	1287845	-2906215	24150	4237591	23350	3946280	2685215	22700	1678170	-874445	23800	3517768

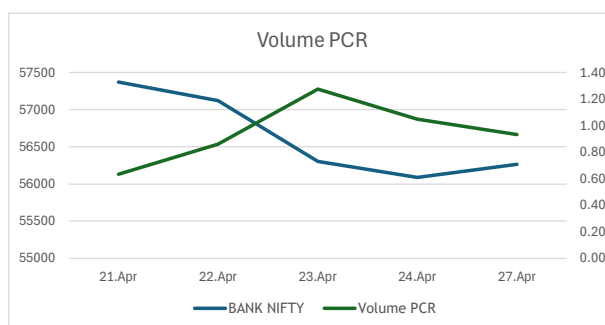
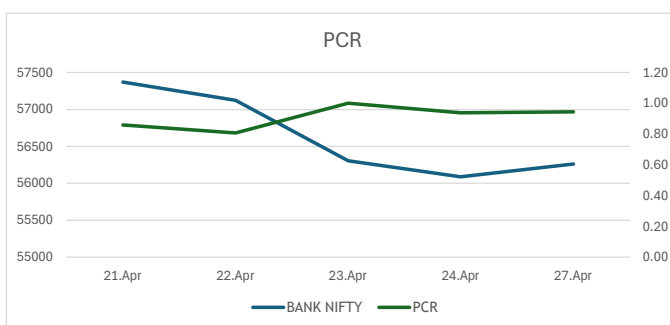
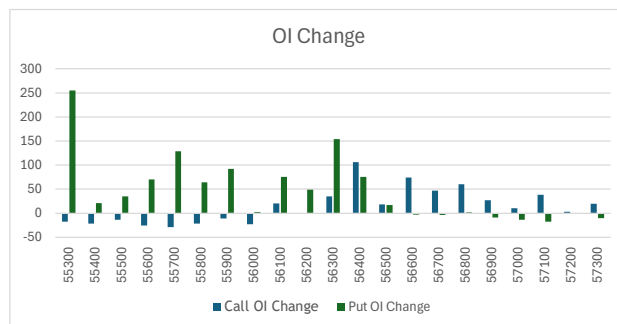
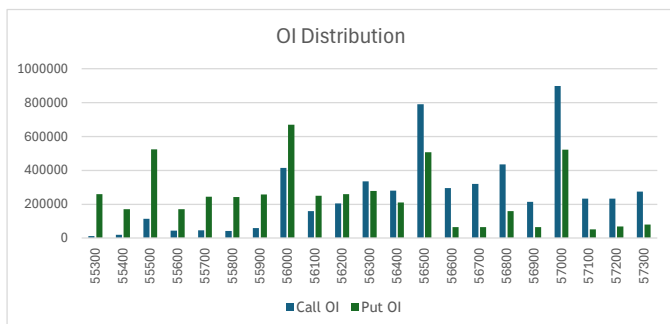
Option Spectrum												
Call						Put						
Comments	Volume	Price	OI	OI%Chg	Price%	Strike	Price%	OI%Chg	OI	Price	Volume	Comments
Short Covering	1063	927.85	143520	-14.78	25.22	23200	-84.47	-12.28	4696315	2.05	1191382	Long Unwinding
Short Covering	1044	823.8	178035	-9.51	27.56	23300	-86.77	25.87	4910165	2.6	1222470	Short Addition
Short Covering	2441	725.75	125580	-14.7	32.05	23400	-89.27	18.14	3935880	3.15	1128059	Short Addition
Short Covering	37551	622.8	890955	-27.33	34.89	23500	-89.95	47.78	9055995	4.3	1761132	Short Addition
Short Covering	21190	527.55	175565	-41.65	38.08	23600	-90.84	56.34	5435300	5.65	1604846	Short Addition
Short Covering	69897	427.55	335400	-32.6	39.43	23700	-90.23	26.09	4305665	8.55	2249397	Short Addition
Short Covering	386706	333.4	779220	-46.95	39.35	23800	-88.13	33.14	5759325	14.45	3517768	Short Addition
Short Covering	1309336	245.1	1287845	-69.29	34.01	23900	-84.65	27.6	6896955	25.35	4247621	Short Addition
Short Covering	5338827	166.65	5327270	-37.77	22.76	24000	-78.43	82.06	11346075	46.75	8530811	Short Addition
Long Addition	4321136	132.5	2179645	44.88	13.05	24050	-74.47	477.37	4052750	62.9	4721021	Short Addition
Long Addition	7778461	103.65	6976450	41.01	4.49	24100	-69.94	222.24	6639685	83.7	5947528	Short Addition
Long Unwinding	4237591	79	2874690	-6.58	-5.62	24150	-65.03	162.99	1395745	109.55	1629135	Short Addition
Long Unwinding	5396897	59.3	7206420	-18.86	-15.89	24200	-60.35	-9.53	2616575	139.1	1476246	Long Unwinding
Short Addition	3616538	32.75	7397520	19.09	-34.89	24300	-50.27	-35.31	1181895	212.7	430059	Long Unwinding
Long Unwinding	2351925	18.4	6521645	-9.24	-49.59	24400	-41.67	-35.94	1185015	297.7	139377	Long Unwinding
Long Unwinding	2535929	11.05	10675080	-8.04	-57.82	24500	-35.37	-26.02	1949155	390.6	128152	Long Unwinding
Short Addition	1514099	6.6	6958770	19.55	-65.35	24600	-30	-21.54	567125	485.9	19487	Long Unwinding
Long Unwinding	1449138	4.25	5227950	-20.85	-69.2	24700	-25.81	-19.63	358930	584.7	6570	Long Unwinding
Long Unwinding	1284170	2.9	5136885	-25.73	-72.12	24800	-23.21	-20.29	442585	681.05	9900	Long Unwinding
Long Unwinding	812098	2.15	4044105	-21.56	-73.46	24900	-20.33	-8.03	123630	779.05	1865	Long Unwinding
Long Unwinding	1527613	1.65	11752065	-23.53	-73.6	25000	-18.31	-30.18	1205425	881.4	15748	Long Unwinding



BANK NIFTY Expiry Insights

CALL							PUT								
OI Advance			OI Decline			Most Active		OI Advance			OI Decline			Most Active	
Strike	OI	OI Chg	Strike	OI	OI Chg	Strike	Volume	Strike	OI	OI Chg	Strike	OI	OI Chg	Strike	Volume
56800	435120	163470	61000	443130	-163020	56500	770929	55200	315150	212700	52000	476580	-337920	56000	974000
56400	280590	144270	59500	336840	-137940	56300	688402	55300	260130	186870	50000	409230	-175950	56200	540546
56600	296430	126210	56000	413490	-125010	57000	629884	56300	278130	168480	51000	384180	-144120	55500	515540
56500	791460	121140	60500	257490	-120780	56200	526765	55700	245370	138210	52500	315600	-105900	56300	505345
56700	320400	102480	60000	1113840	-118890	56400	517454	55500	525540	136770	51500	182880	-101790	56100	485012

Option Spectrum												
Call						Put						
Comments	Volume	Price	OI	OI%Chg	Price%	Strike	Price%	OI%Chg	OI	Price	Volume	Comments
Short Covering	1137	1066.8	12810	-17.73	1.55	55300	-84.6	255.08	260130	26.15	162753	Short Addition
Short Covering	1967	979.15	19680	-21.53	0.66	55400	-82.65	20.82	171660	33.45	168310	Short Addition
Long Unwinding	17944	887.75	114480	-13.43	-1.48	55500	-80.3	35.18	525540	42.7	515540	Short Addition
Long Unwinding	7394	803.2	43710	-25.81	-2.47	55600	-78.28	70.22	170970	53.15	225165	Short Addition
Long Unwinding	16739	714.7	45120	-28.65	-3.7	55700	-75.73	128.98	245370	66.5	260195	Short Addition
Long Unwinding	43091	626.1	42870	-21.83	-9.18	55800	-72.19	63.75	243120	84.75	333369	Short Addition
Long Unwinding	67694	546.4	59100	-10.98	-12.83	55900	-69.77	92.02	258420	103.4	352987	Short Addition
Long Unwinding	425273	471.3	413490	-23.21	-16.41	56000	-66.32	1.95	670470	128.55	974000	Short Addition
Short Addition	366611	400.15	158730	20.58	-21.38	56100	-62.68	75.45	250020	158.2	485012	Short Addition
Long Unwinding	526765	338.4	204330	-0.39	-26.21	56200	-58.22	49.04	259590	196.25	540546	Short Addition
Short Addition	688402	280.8	336120	35.2	-31.9	56300	-53.77	153.65	278130	239.1	505345	Short Addition
Short Addition	517454	231.8	280590	105.83	-35.92	56400	-49.36	75.65	209670	288.35	284703	Short Addition
Short Addition	770929	186.1	791460	18.07	-41.8	56500	-45.3	17.34	508410	345.1	275423	Short Addition
Short Addition	305951	152.15	296430	74.15	-46.27	56600	-41.12	-3.04	64980	404.3	52394	Long Unwinding
Short Addition	273470	120.05	320400	47.03	-52.18	56700	-37.32	-3.78	64230	473.15	32036	Long Unwinding
Short Addition	286023	95.25	435120	60.18	-56.61	56800	-33.99	1.61	159210	548.8	13223	Short Addition
Short Addition	205398	76.3	214350	26.82	-59.6	56900	-30.9	-9.05	64830	628.25	7359	Long Unwinding
Short Addition	629884	61.75	897900	10.28	-63.1	57000	-27.27	-13.41	522900	714.6	40426	Long Unwinding
Short Addition	158326	49.75	233760	38.5	-65.89	57100	-23.6	-17.6	51420	803.7	1847	Long Unwinding
Short Addition	155124	39.8	232980	3.37	-68.93	57200	-21.43	-0.96	67830	888.55	1797	Long Unwinding
Short Addition	141228	32.85	275490	19.84	-70.28	57300	-18.39	-10.31	79890	985.6	1820	Long Unwinding



DISCLAIMERS & DISCLOSURES:

CERTIFICATION

I, Tency N. Kurien, analyst of Geojit Investments Limited, hereby certify that all the views expressed in this research report reflect our personal views about any or all of the subject issuer or securities. This report has been prepared by the Research Team of Geojit Investments Limited.

The Research Analyst hereby declare that:

- i. It is duly registered with SEBI as a Research Analyst pursuant to the SEBI (Research Analysts) Regulations, 2014 and its registration details are: INH000019567
- ii. It has registration and qualifications required to render the services contemplated under the SEBI (Research Analysts) Regulations, 2014 ("RA Regulations"), and the same are valid and subsisting.
- iii. Research analyst services provided by it do not conflict with or violate any provision of law, rule or regulation, contract, or other instrument to which it is a party or to which any of its property is or may be subject;
- iv. The maximum fee that may be charged by Research Analyst is ₹1.51 lakhs per annum per family of client.
- v. The recommendations provided by Research Analyst do not provide any assurance of returns.

COMPANY OVERVIEW

Geojit Investments Limited Corporate Identification Number (CIN): U66110KL2023PLC080586 and SEBI Registration Number - Research Entity: INH000019567, having its registered office at 7th Floor, 34/659 - P, Civil Line Road, Padivattom, Edappally, Ernakulam, Kerala, India, 682024 is an investment services company with memberships in National Stock Exchange (NSE), Bombay Stock Exchange (BSE), Multi Commodity Exchange (MCX) and National Commodity & Derivatives Exchange (NCDEX). GIL offers advanced trading and investing platforms, and in-depth research reports & recommendations on equities, commodities, currencies and bonds. As a depository participant of NSDL and CDSL, GIL offers comprehensive investment related services like de-materialization, transmission and, hassle free distribution of benefits from corporate actions. GIL as a SEBI registered Research Entity, prepares and shares research data and reports periodically with clients, investors, stake holders and general public in compliance with the Securities and Exchange Board of India Act, 1992, the Securities and Exchange Board Of India (Research Analysts) Regulations, 2014 and/or any other applicable directives, instructions or guidelines issued by the Regulators from time to time.

DISTRIBUTION OF REPORTS

This document is not for public distribution and has been furnished to you solely for your information and must not be reproduced or redistributed to any other person. Geojit Investments Limited will not treat the recipients of this report as clients by virtue of their receiving this report.

GENERAL REPRESENTATION

The research reports do not constitute an offer or solicitation for the purchase or sale of any financial instruments, inducements, promise, guarantee, warranty, or as an official confirmation of any transaction or contractual obligations of any kind. This report is provided for assistance only and is not intended to be and must not alone be taken as the basis for an investment decision. The information contained herein is from publicly available data or other sources believed to be reliable, but we do not represent that it is accurate or complete and it should not be relied on as such. We have also reviewed the research report for any untrue statements of material facts or any false or misleading information. While we endeavour to update on a reasonable basis the information discussed in this material, there may be regulatory, compliance, or other reasons that prevent us from doing so.

RISK DISCLOSURE

Geojit Investments Limited and/or its Affiliates and its officers, directors and employees including the analyst/authors shall not be in any way held responsible for any loss or damage that may arise to any person from any inadvertent error in the information contained in this report. Investors may lose his/her entire investment under certain market conditions, so before acting on any advice or recommendation in this material, investors should consider whether it is suitable for their particular circumstances and, if necessary, seek professional advice. This report does not take into account the specific investment objectives, financial situation/circumstances and the particular needs of any specific person who may receive this document. The user assumes the entire risk of any use made of this information. Each recipient of this report should make such investigation as it deems necessary to arrive at an independent evaluation of an investment in the securities of companies referred to in this report (including the merits and risks involved). The price, volume and income of the investments referred to in this report may fluctuate and investors may realize losses that may exceed their original capital.

TECHNICAL DISCLAIMER

We have prepared this report based on information believed to be reliable. The recommendations herein are based on 12-month horizon, unless otherwise specified. The investment ratings are on absolute positive/negative return basis. It is possible that due to volatile price fluctuation in the near to medium term, there could be a temporary mismatch to rating. For reasons of valuations/return/lack of clarity/event we may revisit rating at appropriate time. The stocks always carry the risk of being upgraded to buy or downgraded to a hold, reduce or sell. The opinions expressed are subject to change, but we have no obligation to tell our clients when our opinions or recommendations change. This report is non-inclusive and does not consider all the information that the recipients may consider material to investments. This report is issued by Geojit Investments Limited without any liability/undertaking/commitment on the part of itself or any of its entities. We may have issued or may issue on the companies covered herein, reports, recommendations or information which is contrary to those contained in this report. The securities described herein may not be eligible to all categories of investors. Reports based on technical analysis is focused on studying charts of a stock's price movement and trading volume, as opposed to focusing on a company's fundamentals and as such, may not match with a report on a company's fundamentals. We may have issued or may issue on the companies covered herein, reports, recommendations or information which is contrary to those contained in this report. Opinions expressed herein are our current opinions as of the date appearing on this report only. Geojit Investments Limited does not guarantee returns, profits, accuracy, or risk-free investments from the use of its research services. All opinions, projections, estimates in the reports are based on the analysis of available data under certain assumptions as of the date of preparation/publication of the report. Any investment made based on recommendations in the reports are subject to market risks, and recommendations do not provide any assurance of returns. There is no recourse to claim any losses incurred on the investments made based on the recommendations in the research report. Any reliance placed on the report provided by Geojit Investments Limited shall be as per the client's own judgement and assessment of the conclusions contained in the report. The SEBI registration, Enlistment with RAASB, and NISM certification do not guarantee the performance of the RA or assure any returns to the client.

JURISDICTION

The securities described herein may not be eligible for sale in all jurisdictions or to all categories of investors. The countries in which the companies mentioned in this report are organized may have restrictions on investments, voting rights or dealings in securities by nationals of other countries. Distributing/taking/sending/dispatching/transmitting this document in certain foreign jurisdictions may be restricted by law, and persons into whose possession this document comes should inform themselves about and observe any such restrictions. Failure to comply with this restriction may constitute a violation of any foreign jurisdiction laws. Foreign currencies denominated securities are subject to fluctuations in exchange rates that could have an adverse effect on the value or price of or income derived from the investment. Investors in securities such as ADRs, the value of which are influenced by foreign currencies effectively assume currency risk.

REGULATORY DISCLOSURES:

Geojit Investments Limited is a wholly owned subsidiary of Geojit Financial Services Limited. Group Companies / fellow subsidiaries of GIL are Geojit Financial Services Limited, Geojit Technologies Private Limited (Software Solutions provider), Geojit Credits Private Limited (NBFC Services provider), Geojit Fintech (P) Limited, Geojit IFSC Limited (a company incorporated under IFSC regulations), Qurum Business Group Geojit Securities LLC. (a joint venture of holding company in Oman engaged in financial services) Barjeel Geojit Financial Services LLC (a joint venture of holding company in UAE engaged in financial services) BBK Geojit Business Consultancy and Information KSC (C) (a fellow subsidiary in Kuwait engaged in financial services) and Aloula Geojit Capital Company (a joint venture in Saudi Arabia under liquidation. In the context of the SEBI Regulations on Research Analysts (2014), Geojit Investments Limited affirms that we are a SEBI registered Research Entity and in the course of our business as a stock market intermediary, we issue research reports /research analysis etc that are prepared by our Research Analysts. We also affirm and undertake that no disciplinary action has been taken against us or our Analysts in connection with our business activities.

In compliance with the above-mentioned SEBI Regulations, the following additional disclosures are also provided which may be considered by the reader before making an investment decision:

1. Disclosures regarding Ownership*:

Geojit Investments Limited confirms that:

(i) Geojit Investments Limited /its associates do not have financial interest in relation to the subject company (ies) covered herein/ has no other material conflict in relation to subject company, at the time of publication of the research report.

It/its associates have no actual beneficial ownership greater than 1% or more in relation to the subject company (ies) covered herein, at the end of the month immediately preceding the date of publication of the research report

Further, the Analyst confirms that:

(i) he, his associates and his relatives shall take reasonable care to ensure that they do not have stock holding in the securities covered herein, nor have any other financial interest, or other material conflict in the same, at the time of publication of the research report.

(ii) he, his associates and his relatives have no actual/beneficial ownership greater than 1% or more in the subject company covered, at the end of the month immediately preceding the date of publication of the research report

2. Disclosures regarding Compensation:

During the past 12 months, Geojit Investments Limited or its Associates:

(a) Have not received any compensation from the subject company; (b) Have not managed or co-managed public offering of securities for the subject company (c) Have not received any compensation for investment banking or merchant banking or brokerage services from the subject company (d) Have not received any compensation for products or services, other than investment banking or merchant banking or brokerage services from the subject company. (e) Have not received any compensation or other benefits from the subject company or third party in connection with the research report (f) The subject company is / was not a client during twelve months preceding the date of distribution of the research report, unless notified.

3. Disclosure by Geojit Investments Limited regarding the compensation paid to its Research Analyst:

Geojit Investments Limited hereby confirms that no part of the compensation paid to the persons employed by it as Research Analysts is based on any specific brokerage services or transactions pertaining to trading in securities of companies contained in the Research Reports.

4. Disclosure regarding the Research Analyst's connection with the subject company:

It is affirmed that, I, Tency N. Kurien, research analyst of Geojit Investments Limited have not served as an officer, director or employee of the subject company.

5. Disclosure regarding Market Making activity:

Neither Geojit Investments Limited /its Analysts have engaged in market making activities for the subject company.

6. Disclosure regarding conflict of interests

Geojit Investments Limited shall abide by the applicable regulations/ circulars/ directions specified by SEBI and Research Analyst Administration and Supervisory Body (RAASB) from time to time in relation to disclosure and mitigation of any actual or potential conflict of interest. Geojit Investments Limited will endeavour to promptly inform the client of any conflict of interest that may affect the services being rendered to the client.

Please ensure that you have read the "Risk Disclosure Documents for Capital Market and Derivatives Segments" as prescribed by the Securities and Exchange Board of India before investing.

7. Neither Geojit Investments Limited nor its Analysts have utilized any AI tools in the preparation of the research reports.

GRIEVANCE REDRESSAL

Compliance Officer

Ms. Indu K.

Geojit Investments Ltd

7th Floor, 34/659-P, Civil Line Road,

Padivattom, Edapally, Ernakulam,

682024

Kerala, India

Tele: 0484 -400 1367/ 641 1367

Email: compliance@geojit.com

Grievance Officer

Mr Nitin K

Geojit Investments Ltd

7th Floor, 34/659-P, Civil Line Road,

Padivattom, Edapally, Ernakulam,

682024

Kerala, India

Tele: 0484- 400 1363/ 641 1363

Email : grievances@geojit.com

STANDARD WARNING

Investment in securities market are subject to market risks. Read all the related documents carefully before investing.